

IPEDS 2021-22 Data Collection System

IPEDS HELP DESK (877) 225-2568 | ipedshelp@rti.org
OMB NO. 1850-0582 v.29 : Approval Expires 8/31/2022
User ID: P1998561

Finance 2021-22

Institution: Wake Technical Community College (199856)

User ID: P1998561

Overview

Overview

The purpose of the IPEDS Finance component is to collect basic financial information from items associated with the institution's General Purpose Financial Statements.

Data Reporting Reminder:

- Report data to accurately reflect the time period corresponding with the IPEDS survey component, even if such reporting is seemingly inconsistent with prior-year reporting. For example, if a summer term began later than usual due to Coronavirus Pandemic postponements, continue to report using the timeframes as defined in the IPEDS instructions. NCES expects that some data reported during the 2021-22 data collection year will vary from established prior trends due to the impacts of Coronavirus Pandemic. If an error edit is triggered even when submitting accurate data, please indicate in the corresponding context box or verbally to the Help Desk that the seemingly inconsistent data are accurate and reflect the effects of Coronavirus Pandemic.

Changes to reporting for 2021-22:

- There are no changes to the 2021-22 collection.

Resources:

- To download the survey materials for this component: [Survey Materials](#)
- To access your prior year data submission for this component: [Reported Data](#)

If you have questions about completing this survey, please contact the **IPEDS Help Desk at (877) 225-2568**.

Institution: Wake Technical Community College (199856)

User ID: P1998561

Finance - Public Institutions' Reporting Standard

Reporting Standard

Please indicate which reporting standards are used to prepare your financial statements:

- GASB (Governmental Accounting Standards Board), using standards of GASB 34 & 35
- FASB (Financial Accounting Standards Board)

Please consult your business officer for the correct response before saving this screen. Your response to this question will determine the forms you will receive for reporting finance data.

Institution: Wake Technical Community College (199856)

Finance - Public Institutions Using GASB Standards

General Information: GASB-Reporting Institutions (aligned form)

Reporting Reminder:

- To the extent possible, the finance data requested in this report should be provided from your institution's audited General Purpose Financial Statements (GPFS).
- Please refer to the instructions specific to each screen of the survey for details and references.

1. Fiscal Year Calendar

This report covers financial activities for the 12-month fiscal year: (The fiscal year reported should be the most recent fiscal year ending before October 1, 2021.)

| | | |
|---------------------------------|---------------------------------------|---|
| Beginning: month/year (MMYYYY) | Month: <input type="text" value="7"/> | Year: <input type="text" value="2020"/> |
| And ending: month/year (MMYYYY) | Month: <input type="text" value="6"/> | Year: <input type="text" value="2021"/> |

2. Audit Opinion

Did your institution receive an unqualified opinion on its General Purpose Financial Statements from your auditor for the fiscal year noted above? (If your institution is audited only in combination with another entity, answer this question based on the audit of that entity.)

- Unqualified
- i** Qualified (Explain in box below)
- Don't know OR in progress (Explain in box below)

3. Reporting Model

GASB Statement No. 34 offers three alternative reporting models for special-purpose governments like colleges and universities. Which model is used by your institution?

- Business-type activities
- Governmental Activities
- Governmental Activities with Business-Type Activities

4. Intercollegiate Athletics

a) If your institution participates in intercollegiate athletics, are the expenses accounted for as auxiliary enterprises or treated as student services?

- Auxiliary enterprises
- Student services
- Does not participate in intercollegiate athletics
- Other (specify in box below)

b) If your institution participates in intercollegiate athletics, indicate the category where these revenues are included (check all that apply):

- Sales and services of educational activities
- Sales and services of auxiliary enterprises
- Does not have intercollegiate athletics revenue
- Other (specify in box below)

No intercollegiate athletics revenue collected during FY 2020-21.

5. Endowment AssetsDoes this institution or any of its foundations or other affiliated organizations own endowment assets ?

- No
- Yes - (report endowment assets)

6. Pension


Does your institution include defined benefit pension liabilities, expenses, and/or deferrals in its General Purpose Financial Statements?

- No
- i** Yes

7. Postemployment Benefits Other than Pension (OPEB)


Does your institution include postemployment benefits other than pension (OPEB) liabilities, expenses, and/or deferrals in its General Purpose Financial Statements?

- No
 Yes

 You may use the box below to provide additional context for the data you have reported above. Context notes will be posted on the College Navigator website. Therefore, you should write all context notes using proper grammar (e.g., complete sentences with punctuation) and common language that can be easily understood by students and parents (e.g., spell out acronyms).

Part A - Statement of Net Position Page 1


| Fiscal Year: July 1, 2020 - June 30, 2021 | | | |
|--|---|--|--------------------|
| If your institution is a parent institution then the amounts reported in Parts A and D should include ALL of your child institutions | | | |
| Line no. | | Current year amount | Prior year amount |
| Assets | | | |
| 01 | Total <u>current assets</u> | 37,904,440 | 32,530,991 |
| 31 | Depreciable <u>capital assets</u> , net of depreciation | 446,154,809 | 377,067,210 |
| 04 | Other noncurrent assets CV=[A05-A31] | 94,468,154 | 91,795,701 |
| 05 | Total <u>noncurrent assets</u> | 540,622,963 | 468,862,911 |
| 06 | Total assets CV=(A01+A05) | 578,527,403 | 501,393,902 |
| 19 | Deferred outflows of resources | 47,584,448 | 49,611,632 |
| Liabilities | | | |
| 07 | <u>Long-term debt, current portion</u> | | 120,000 |
| 08 | Other current liabilities CV=(A09-A07) | 18,791,695 | 15,713,469 |
| 09 | Total <u>current liabilities</u> | 18,791,695 | 15,833,469 |
| 10 | <u>Long-term debt</u> | | 0 |
| 11 | Other noncurrent liabilities CV=(A12-A10) | 200,050,333 | 213,656,618 |
| 12 | Total <u>noncurrent liabilities</u> | 200,050,333 | 213,656,618 |
| 13 | Total liabilities CV=(A09+A12) | 218,842,028 | 229,490,087 |
| 20 | Deferred inflows of resources | 62,022,505 | 53,108,737 |
| Net Position | | | |
| 14 | <u>Invested in capital assets, net of related debt</u> | 524,001,719 | 457,955,445 |
| 15 | <u>Restricted-expendable</u> | 17,116,311 | 11,799,646 |
| 16 | <u>Restricted-nonexpendable</u> | | 0 |
| 17 | <u>Unrestricted</u> CV=[A18-(A14+A15+A16)] | <input checked="" type="checkbox"/> -195,870,712 | -201,348,381 |
| 18 | Net position CV=[(A06+A19)-(A13+A20)] | 345,247,318 | 268,406,710 |

 You may use the box below to provide additional context for the data you have reported above. Context notes will be posted on the College Navigator website. Therefore, you should write all context notes using proper grammar (e.g., complete sentences with punctuation) and common language that can be easily understood by students and parents (e.g., spell out acronyms).

The negative unrestricted net position amount is a result of the journal entries required by GASB 68 and GASB 75.


Part A - Statement of Net Position Page 2

| Fiscal Year: July 1, 2020 - June 30, 2021 | | | |
|---|---|--------------------|---------------------------|
| Line No. | Description | Ending balance | Prior year Ending balance |
| Capital Assets | | | |
| 21 | <u>Land and land improvements</u> | 33,873,439 | 23,350,876 |
| 22 | <u>Infrastructure</u> | 49,666,075 | 34,286,043 |
| 23 | <u>Buildings</u> | 462,982,007 | 402,244,535 |
| 32 | Equipment, including art and <u>library collections</u> | 27,656,500 | 24,851,412 |
| 27 | <u>Construction in progress</u> | 54,174,182 | 64,973,012 |
| | Total for Plant, Property and Equipment CV = (A21+ .. A27) | 628,352,203 | 549,705,878 |
| 28 | <u>Accumulated depreciation</u> | 94,149,774 | 84,314,780 |
| 33 | Intangible assets, net of accumulated amortization | | 0 |
| 34 | Other capital assets | | 0 |

 You may use the box below to provide additional context for the data you have reported above. Context notes will be posted on the College Navigator website. Therefore, you should write all context notes using proper grammar (e.g., complete sentences with punctuation) and common language that can be easily understood by students and parents (e.g., spell out acronyms).


Part D - Summary of Changes In Net Position

| Fiscal Year: July 1, 2020 - June 30, 2021 | | | |
|--|---|---------------------|-------------------|
| If your institution is a parent institution then the amounts reported in Parts A and D should include ALL of your child institutions | | | |
| Line No. | Description | Current year amount | Prior year amount |
| 01 | Total revenues and other additions for this institution AND all of its child institutions | 294,319,636 | 251,919,285 |
| 02 | Total expenses and deductions for this institution AND all of its child institutions | 217,159,532 | 220,374,073 |
| 03 | Change in net position during year CV=(D01-D02) | 77,160,104 | 31,545,212 |
| 04 | <u>Net position</u> beginning of year for this institution AND all of its child institutions | 268,406,710 | 236,861,499 |
| 05 | <u>Adjustments to beginning net position</u> and other gains or losses CV=[D06-(D03+D04)] | -319,496 | -1 |
| 06 | Net position end of year for this institution AND all of its child institutions (from A18) | 345,247,318 | 268,406,710 |

 You may use the box below to provide additional context for the data you have reported above. Context notes will be posted on the College Navigator website. Therefore, you should write all context notes using proper grammar (e.g., complete sentences with punctuation) and common language that can be easily understood by students and parents (e.g., spell out acronyms).

Part E-1 - Scholarships and Fellowships

| Fiscal Year: July 1, 2020 - June 30, 2021 | | | |
|---|---|---------------------|-------------------|
| Do not report Federal Direct Student Loans (FDSL) anywhere in this section. | | | |
| Line No. | Scholarships and Fellowships | Current year amount | Prior year amount |
| 01 | <u>Pell grants</u> (federal) | 26,982,085 | 28,665,208 |
| 02 | <u>Other federal grants</u> (Do NOT include FDSL amounts) | 7,015,858 | 5,512,649 |
| 03 | <u>Grants by state government</u> | 3,032,446 | 3,168,287 |
| 04 | <u>Grants by local government</u> | | 0 |
| 05 | <u>Institutional grants from restricted resources</u> | 540,559 | 530,734 |
| 06 | <u>Institutional grants from unrestricted resources</u> CV=[E07-(E01+...+E05)] | 0 | 680,215 |
| 07 | Total revenue that funds scholarships and fellowships | 37,570,948 | 38,557,093 |
| <u>Discounts and Allowances</u> | | | |
| 08 | <u>Discounts and allowances</u> applied to <u>tuition and fees</u> | 11,577,200 | 13,412,013 |
| 09 | <u>Discounts and allowances</u> applied to sales and services of <u>auxiliary enterprises</u> | 0 | 0 |
| 10 | Total discounts and allowances CV=(E08+E09) | 11,577,200 | 13,412,013 |
| 11 | Net scholarships and fellowships expenses after deducting discounts and allowances CV= (E07-E10) This amount will be carried forward to C10 of the expense section. | 25,993,748 | 25,145,080 |

 You may use the box below to provide additional context for the data you have reported above. Context notes will be posted on the College Navigator website. Therefore, you should write all context notes using proper grammar (e.g., complete sentences with punctuation) and common language that can be easily understood by students and parents (e.g., spell out acronyms).

Part E-2 - Sources of Discounts and Allowances

| Fiscal Year: July 1, 2020 - June 30, 2021 | | | | | | | |
|---|---|---------------------------------------|-------------------|--|-------------------|----------------------------|-------------------|
| Line No. | Source of Discounts and Allowances | Amount of Source Applied to: | | | | | |
| | | Tuition and fees discounts allowances | | Auxiliary enterprises discounts allowances | | Total discounts allowances | |
| | | Current year amount | Prior year amount | Current year amount | Prior year amount | Current year amount | Prior year amount |
| 12 | Pell grants (federal) | 10,062,087 | 11,661,227 | 0 | 0 | 10,062,087 | 11,661,227 |
| 13 | Other federal grants (Do NOT include FDSL amounts) | 210,739 | 293,112 | 0 | 0 | 210,739 | 293,112 |
| 14 | Grants by state government | 1,045,904 | 1,220,426 | 0 | 0 | 1,045,904 | 1,220,426 |
| 15 | Grants by local government | | 0 | 0 | 0 | 0 | 0 |
| 16 | Endowments and gifts | | 0 | 0 | 0 | 0 | 0 |
| 17 | Other institutional sources CV=[E18-(E12+E13+ ... +E16)] | 258,470 | 237,248 | 0 | 0 | 258,470 | 237,248 |
| 18 | Total (from Part E1 line 8, 9 and 10) | 11,577,200 | 13,412,013 | 0 | 0 | 11,577,200 | 13,412,013 |

Institution: Wake Technical Community College (199856)

User ID: P1998561

Part B - Revenues by Source (1)

| Fiscal Year: July 1, 2020 - June 30, 2021 | | | |
|---|--|---------------------|-------------------|
| Line No. | Source of Funds | Current year amount | Prior year amount |
| <u>Operating Revenues</u> | | | |
| 01 | <u>Tuition and fees</u> , after deducting <u>discounts and allowances</u> | 28,428,243 | 33,100,862 |
| Grants and contracts - operating | | | |
| 02 | Federal operating grants and contracts | 668,052 | 1,913,345 |
| 03 | State operating grants and contracts | 528,189 | 432,378 |
| 04 | Local government/private operating grants and contracts | 92,963 | 0 |
| 04a | Local government operating grants and contracts | 92,963 | 0 |
| 04b | Private operating grants and contracts | | 0 |
| 05 | Sales and services of <u>auxiliary enterprises</u> , after deducting <u>discounts and allowances</u> | 806,651 | 1,046,050 |
| 26 | <u>Sales and services of educational activities</u> | 25,349 | 87,763 |
| 08 | Other sources - operating (CV) CV=[B09-(B01+ ...+B26)] | 1,016,532 | 83,410 |
| 09 | Total operating revenues | 31,565,979 | 36,663,808 |

Institution: Wake Technical Community College (199856)


User ID: P1998561

Part B - Revenues by Source (2)

| Fiscal Year: July 1, 2020 - June 30, 2021 | | | |
|---|--|---------------------|-------------------|
| Line No. | Source of funds | Current year amount | Prior year amount |
| <u>Nonoperating Revenues</u> | | | |
| 10 | Federal <u>appropriations</u> | | 0 |
| 11 | State <u>appropriations</u> | 88,199,305 | 86,881,882 |
| 12 | <u>Local appropriations, education district taxes, and similar support</u> | 24,748,030 | 24,580,436 |
| Grants-nonoperating | | | |
| 13 | Federal nonoperating grants Do NOT include Federal Direct Student Loans | 45,442,122 | 34,682,696 |
| 14 | State nonoperating grants | 7,348,359 | 5,116,482 |
| 15 | Local government nonoperating grants | | 0 |
| 16 | <u>Gifts, including contributions from affiliated organizations</u> | 2,196,490 | 2,718,767 |
| 17 | <u>Investment income</u> | 26,582 | 79,705 |
| 18 | Other nonoperating revenues CV=[B19-(B10+...+B17)] | 234,027 | 366,119 |
| 19 | Total nonoperating revenues | 168,194,915 | 154,426,087 |
| 27 | Total operating and nonoperating revenues CV=[B19+B09] | 199,760,894 | 191,089,895 |
| 28 | <u>12-month Student FTE from E12</u> | 15,142 | 15,469 |
| 29 | Total operating and nonoperating revenues per student FTE CV=[B27/B28] | 13,193 | 12,353 |

Part B - Revenues by Source (3)

| Fiscal Year: July 1, 2020 - June 30, 2021 | | | |
|---|---|---------------------------------------|-------------------|
| Line No. | Source of funds | Current year amount | Prior year amount |
| Other Revenues and Additions | | | |
| 20 | <u>Capital appropriations</u> | 93,605,812 | 60,033,783 |
| 21 | <u>Capital grants and gifts</u> | 952,930 | 795,607 |
| 22 | <u>Additions to permanent endowments</u> | <input checked="" type="checkbox"/> 0 | 0 |
| 23 | Other revenues and additions CV=[B24-(B20+...+B22)] | 0 | 0 |
| 24 | Total other revenues and additions CV=[B25-(B9+B19)] | 94,558,742 | 60,829,390 |
| 25 | Total all revenues and other additions | 294,319,636 | 251,919,285 |

 You may use the box below to provide additional context for the data you have reported above. Context notes will be posted on the College Navigator website. Therefore, you should write all context notes using proper grammar (e.g., complete sentences with punctuation) and common language that can be easily understood by students and parents (e.g., spell out acronyms).

Line 22: Wake Technical Community College does not have endowments.

Institution: Wake Technical Community College (199856)

User ID: P1998561

Part C-1 - Expenses by Functional Classification


Fiscal Year: July 1, 2020 - June 30, 2021

Report Total Operating AND Nonoperating Expenses in this section

| Line No. | Expense: Functional Classifications | Total amount | Prior Year Total Amount | Salaries and wages | Prior Year Salaries and wages |
|----------|---|--------------|----------------------------|--------------------|----------------------------------|
| | | (1) | | (2) | |
| 01 | <u>Instruction</u> | 83,364,491 | 93,057,171 | 48,998,168 | 50,893,070 |
| 02 | <u>Research</u> | | 0 | | 0 |
| 03 | <u>Public service</u> | | 0 | | 0 |
| 05 | <u>Academic support</u> | 33,433,878 | 32,769,687 | 20,730,967 | 20,838,750 |
| 06 | <u>Student services</u> | 17,463,394 | 16,958,154 | 10,484,467 | 10,048,475 |
| 07 | <u>Institutional support</u> | 37,982,828 | 29,367,242 | 17,505,447 | 15,732,178 |
| 10 | <u>Scholarships and fellowships expenses,</u> net of <u>discounts and allowances</u> (from Part E-1, line 11) | 25,993,748 | 25,145,080 | | |
| 11 | <u>Auxiliary enterprises</u> | 4,151 | 67,702 | | 0 |
| 14 | Other Functional Expenses and deductions CV=[C19-(C01+...+C11)] | 18,917,042 | 23,009,037 | 1 | 0 |
| 19 | Total expenses and deductions | 217,159,532 | 220,374,073 | 97,719,050 | 97,512,473 |

Part C-2 - Expenses by Natural Classification

| Fiscal Year: July 1, 2020 - June 30, 2021 | | | |
|---|--|---------------|-------------------|
| Line No. | Expense: Natural Classifications | Total Amount | Prior year amount |
| 19-2 | <u>Salaries and Wages</u> (from Part C-1,Column 2 line 19) | 97,719,050 | 97,512,473 |
| 19-3 | <u>Benefits</u> | 35,075,165 | 39,702,015 |
| 19-4 | <u>Operation and Maintenance of Plant (as a natural expense)</u> | 22,983,255 | 22,356,412 |
| 19-5 | <u>Depreciation</u> | 10,638,476 | 9,949,248 |
| 19-6 | <u>Interest</u> | 0 | 0 |
| 19-7 | <u>Other Natural Expenses and Deductions</u> CV=[C19-1 - (C19-2 + ... + C19-6)] | 50,743,586 | 50,853,925 |
| 19-1 | Total Expenses and Deductions (from Part C-1, Line 19) | 217,159,532 | 220,374,073 |
| 20-1 | <u>12-month Student FTE (from E12 survey)</u> | 15,142 | 15,469 |
| 21-1 | Total expenses and deductions per student FTE CV=[C19-1/C20-1] | 14,342 | 14,246 |


 You may use the box below to provide additional context for the data you have reported above. Context notes will be posted on the College Navigator website. Therefore, you should write all context notes using proper grammar (e.g., complete sentences with punctuation) and common language that can be easily understood by students and parents (e.g., spell out acronyms).

Institution: Wake Technical Community College (199856)

User ID: P1998561

Part M-1 - Pension Information


| Fiscal Year: July 1, 2020 - June 30, 2021 | | | |
|---|--------------------------------------|---|-------------------|
| Line No. | Description | Current year amount | Prior Year amount |
| 01 | Pension expense | 19,708,213 | 22,217,110 |
| 02 | Net Pension liability | 66,262,504 | 58,233,271 |
| 03 | Deferred inflows related to pension | <input checked="" type="checkbox"/> 886,537 | 249,776 |
| 04 | Deferred outflows related to pension | 26,914,149 | 25,013,530 |

 You may use the box below to provide additional context for the data you have reported above. Context notes will be posted on the College Navigator website. Therefore, you should write all context notes using proper grammar (e.g., complete sentences with punctuation) and common language that can be easily understood by students and parents (e.g., spell out acronyms).

Line 3: The amount for deferred inflows related to pension is the result of journal entries required by GASB 68.

Part M-2 - Postemployment Benefits Other than Pension (OPEB) Information


| Fiscal Year: July 1, 2020 - June 30, 2021 | | | |
|---|-----------------------------------|--|-------------------|
| Line No. | Description | Current year amount | Prior Year amount |
| 05 | OPEB expense | <input checked="" type="checkbox"/> <input type="text" value="-1,402,891"/> | 791,927 |
| 06 | Net OPEB liability | <input checked="" type="checkbox"/> <input type="text" value="128,705,016"/> | 150,427,580 |
| 07 | Deferred inflows related to OPEB | <input type="text" value="61,135,968"/> | 52,858,961 |
| 08 | Deferred outflows related to OPEB | <input type="text" value="20,670,299"/> | 24,598,102 |

 You may use the box below to provide additional context for the data you have reported above. Context notes will be posted on the College Navigator website. Therefore, you should write all context notes using proper grammar (e.g., complete sentences with punctuation) and common language that can be easily understood by students and parents (e.g., spell out acronyms).

Lines 05 and 06: The amounts for OPEB expense and Net OPEB liability are the result of journal entries recorded as required by GASB 75.


Part H - Details of Endowment Net Assets

| Fiscal Year: July 1, 2020 - June 30, 2021 | | | |
|--|---|--------------|--------------------|
| Include not only endowment net assets held by the institution, but any assets held by private foundations affiliated with the institution. | | | |
| Line No. | Value of Endowment Net Assets | Market Value | Prior Year Amounts |
| 01 | Value of endowment net assets at the beginning of the fiscal year | 9,890,505 | 8,240,595 |
| 02 | Value of endowment net assets at the end of the fiscal year | 12,717,255 | 9,890,505 |
| 03 | Change in value of endowment net assets CV=[H02-H01] | 2,826,750 | 1,649,910 |
| 03a | New gifts and additions | 1,389,702 | 1,699,904 |
| 03b | Endowment net investment return | 2,032,221 | 28,092 |
| 03c | Spending distribution for current use | -302,156 | -76,486 |
| 03d | Other CV=[H03-(H03a+H03b+H03c)] | -293,017 | -1,600 |

 You may use the box below to provide additional context for the data you have reported above. Context notes will be posted on the College Navigator website. Therefore, you should write all context notes using proper grammar (e.g., complete sentences with punctuation) and common language that can be easily understood by students and parents (e.g., spell out acronyms).


Part N - Financial Health

| Fiscal Year: July 1, 2020 - June 30, 2021 | | | |
|---|---|--|-------------------|
| Line No. | Description <i>(If your institution is a parent institution then the amounts reported should include ALL of your child institutions. Include amounts for the institution's GASB and FASB component units.)</i> | Current year amount | Prior year amount |
| 01 | Operating income (Loss) + net nonoperating revenues (expenses) | 906,683 | -6,275,141 |
| 02 | Operating revenues + nonoperating revenues | 199,149,173 | 191,089,895 |
| 03 | Change in net position | <input checked="" type="checkbox"/> 95,465,425 | 54,554,249 |
| 04 | Net position | 271,584,319 | 256,565,526 |
| 05 | Expendable net assets | 30,651,176 | 22,609,222 |
| 06 | Plant-related debt | <input checked="" type="checkbox"/> 0 | 120,000 |
| 07 | Total expenses | 198,242,489 | 197,365,036 |

 You may use the box below to provide additional context for the data you have reported above. Context notes will be posted on the College Navigator website. Therefore, you should write all context notes using proper grammar (e.g., complete sentences with punctuation) and common language that can be easily understood by students and parents (e.g., spell out acronyms).


Part J - Revenue Data for the Census Bureau

| Fiscal Year: July 1, 2020 - June 30, 2021 | | | | | | |
|---|---|---|--|--------------------------|----------------------|---|
| Source and type | | Amount | | | | |
| | | Total for all funds and operations (includes endowment funds, but excludes component units) | Education and general/independent operations | Auxiliary enterprises | Hospitals | Agriculture extension/experiment services |
| | | (1) | (2) | (3) | (4) | (5) |
| 01 | Tuition and fees | 40,005,443 | 40,005,443 | | | |
| 02 | Sales and services | 832,000 | <input type="text" value="25,349"/> | 806,651 | | <input type="text"/> |
| 03 | Federal grants/contracts (excludes Pell Grants) | 11,920,028 | <input type="text" value="11,920,028"/> | <input type="text"/> | <input type="text"/> | <input type="text"/> |
| Revenue from the state government: | | | | | | |
| 04 | State appropriations, current & capital | 92,747,830 | <input type="text" value="92,747,830"/> | <input type="text"/> | <input type="text"/> | <input type="text"/> |
| 05 | State grants and contracts | 7,876,548 | <input type="text" value="7,876,548"/> | <input type="text"/> | <input type="text"/> | <input type="text"/> |
| Revenue from local governments: | | | | | | |
| 06 | Local appropriation, current & capital | 109,861,551 | <input type="text" value="109,861,551"/> | <input type="text"/> | <input type="text"/> | <input type="text"/> |
| 07 | Local government grants/contracts | 92,963 | <input type="text" value="92,963"/> | <input type="text"/> | <input type="text"/> | <input type="text"/> |
| 08 | Receipts from property and non- property taxes | <input type="text"/> | | | | |
| 09 | Gifts and private grants, NOT including capital grants | <input type="text" value="5,672"/> | | | | |
| 10 | Interest earnings | <input type="text" value="26,582"/> | | | | |
| 11 | <u>Dividend earnings</u> | <input type="text"/> | | | | |
| 12 | <u>Realized capital gains</u> | <input type="text"/> | | | | |

 You may use the box below to provide additional context for the data you have reported above. Context notes will be posted on the College Navigator website. Therefore, you should write all context notes using proper grammar (e.g., complete sentences with punctuation) and common language that can be easily understood by students and parents (e.g., spell out acronyms).


Part K - Expenditure Data for the Census Bureau

| Fiscal Year: July 1, 2020 - June 30, 2021 | | | | | | |
|---|--|---|--|-----------------------|-----------|---|
| Category | | Total for all funds and operations (includes endowment funds, but excludes component units) | Education and general/independent operations | Auxiliary enterprises | Hospitals | Agriculture extension/experiment services |
| | | (1) | (2) | (3) | (4) | (5) |
| 02 | Employee benefits, total | 35,848,074 | 35,848,074 | | | |
| 03 | Payment to state retirement funds (may be included in line 02 above) | 0 | | | | |
| 04 | Current expenditures including salaries | 179,915,588 | 179,911,437 | 4,151 | | |
| Capital outlays | | | | | | |
| 05 | Construction | 62,921,094 | 62,921,094 | | | |
| 06 | Equipment purchases | 4,519,788 | 4,519,788 | | | |
| 07 | Land purchases | 10,749,770 | 10,749,770 | | | |
| 08 | Interest on debt outstanding, all funds and activities | | | | | |

 You may use the box below to provide additional context for the data you have reported above. Context notes will be posted on the College Navigator website. Therefore, you should write all context notes using proper grammar (e.g., complete sentences with punctuation) and common language that can be easily understood by students and parents (e.g., spell out acronyms).


Part L - Debt and Assets for Census Bureau, page 1

| Fiscal Year: July 1, 2020 - June 30, 2021 | | |
|---|---|--------------------------------|
| Debt | | |
| | Category | Amount |
| 01 | Long-term debt outstanding at beginning of fiscal year | <input type="text" value="0"/> |
| 02 | Long-term debt issued during fiscal year | <input type="text" value="0"/> |
| 03 | Long-term debt retired during fiscal year | <input type="text" value="0"/> |
| 04 | Long-term debt outstanding at end of fiscal year | <input type="text" value="0"/> |
| 05 | Short-term debt outstanding at beginning of fiscal year | <input type="text" value="0"/> |
| 06 | Short-term debt outstanding at end of fiscal year | <input type="text" value="0"/> |

 You may use the box below to provide additional context for the data you have reported above. Context notes will be posted on the College Navigator website. Therefore, you should write all context notes using proper grammar (e.g., complete sentences with punctuation) and common language that can be easily understood by students and parents (e.g., spell out acronyms).

Part L - Debt and Assets for Census Bureau, page 2

| Fiscal Year: July 1, 2020 - June 30, 2021 | | |
|---|--|---|
| Assets | | |
| | Category | Amount |
| 07 | Total cash and security assets held at end of fiscal year in sinking or debt service funds | <input type="text" value="0"/> |
| 08 | Total cash and security assets held at end of fiscal year in bond funds | <input type="text" value="0"/> |
| 09 | Total cash and security assets held at end of fiscal year in all other funds | <input type="text" value="24,662,089"/> |

 You may use the box below to provide additional context for the data you have reported above. Context notes will be posted on the College Navigator website. Therefore, you should write all context notes using proper grammar (e.g., complete sentences with punctuation) and common language that can be easily understood by students and parents (e.g., spell out acronyms).

Prepared by

Prepared by

Reporting Reminders:

- The name of the preparer is being collected so that we can follow up with the appropriate person in the event that there are questions concerning the data.
- The Keyholder will be copied on all email correspondence to other preparers.
- The time it took to prepare this component is being collected so that we can continue to improve our estimate of the reporting burden associated with IPEDS.
- Please include in your estimate the time it took for you to review instructions, query and search data sources, complete and review the component, and submit the data through the Data Collection System.
- Thank you for your assistance.

This survey component was prepared by:

| | | | | | |
|----------------------------------|-----------------|-----------------------|--------------------------|-----------------------|------------|
| <input type="radio"/> | Keyholder | <input type="radio"/> | SFA Contact | <input type="radio"/> | HR Contact |
| <input checked="" type="radio"/> | Finance Contact | <input type="radio"/> | Academic Library Contact | <input type="radio"/> | Other |

Name:

Email:

How many staff from your institution only were involved in the data collection and reporting process of this survey component?

Number of Staff (including yourself)

How many hours did you and others from your institution only spend on each of the steps below when responding to this survey component?
Exclude the hours spent collecting data for state and other reporting purposes.

| Staff member | Collecting Data Needed | Revising Data to Match IPEDS Requirements | Entering Data | Revising and Locking Data |
|---------------|---|---|---|---|
| Your office | <input type="text" value="1.00"/> hours | <input type="text" value="5.00"/> hours | <input type="text" value="1.00"/> hours | <input type="text" value="1.00"/> hours |
| Other offices | <input type="text"/> hours | <input type="text"/> hours | <input type="text"/> hours | <input type="text"/> hours |

Institution: Wake Technical Community College (199856)

User ID: P1998561

Summary

Finance Survey Summary

IPEDS collects important information regarding your institution. All data reported in IPEDS survey components become available in the IPEDS Data Center and appear as aggregated data in various Department of Education reports. Additionally, some of the reported data appears specifically for your institution through the College Navigator website and is included in your institution's Data Feedback Report (DFR). The purpose of this summary is to provide you an opportunity to view some of the data that, when accepted through the IPEDS quality control process, will appear on the College Navigator website and/or your DFR. College Navigator is updated approximately three months after the data collection period closes and Data Feedback Reports will be available through the [Data Center](#) and sent to your institution's CEO in November 2021.

Please review your data for accuracy. If you have questions about the data displayed below after reviewing the data reported on the survey screens, please contact the IPEDS Help Desk at: 1-877-225-2568 or ipedshelp@rti.org.

| Core Revenues | | | |
|--------------------------------------|----------------------|--------------------------------|----------------------------------|
| Revenue Source | Reported values | Percent of total core revenues | Core revenues per FTE enrollment |
| Tuition and fees | \$28,428,243 | 10% | \$1,877 |
| State appropriations | \$88,199,305 | 30% | \$5,825 |
| Local appropriations | \$24,748,030 | 8% | \$1,634 |
| Government grants and contracts | \$54,079,685 | 18% | \$3,572 |
| Private gifts, grants, and contracts | \$2,196,490 | 1% | \$145 |
| Investment income | \$26,582 | 0% | \$2 |
| Other core revenues | \$95,834,650 | 33% | \$6,329 |
| Total core revenues | \$293,512,985 | 100% | \$19,384 |
| | | | |
| Total revenues | \$294,319,636 | N/A | \$19,437 |

Other core revenues include federal appropriations; sales and services of educational activities; other operating and nonoperating sources; and other revenues and additions (e.g., capital appropriations, capital grants and gifts, etc.). Core revenues exclude revenues from auxiliary enterprises (e.g., bookstores, dormitories), hospitals, and independent operations. For institutions reporting in Full parent/child relationships, core revenues per FTE enrollment amounts will not be allocated to child institutions.

| Core Expenses | | | |
|----------------------------|----------------------|--------------------------------|----------------------------------|
| Expense function | Reported values | Percent of total core expenses | Core expenses per FTE enrollment |
| Instruction | \$83,364,491 | 38% | \$5,506 |
| Research | \$0 | 0% | \$0 |
| Public service | \$0 | 0% | \$0 |
| Academic support | \$33,433,878 | 15% | \$2,208 |
| Institutional support | \$37,982,828 | 17% | \$2,508 |
| Student services | \$17,463,394 | 8% | \$1,153 |
| Other core expenses | \$44,910,790 | 21% | \$2,966 |
| Total core expenses | \$217,155,381 | 100% | \$14,341 |
| | | | |
| Total expenses | \$217,159,532 | N/A | \$14,342 |

Other core expenses include scholarships and fellowships, net of discounts and allowances, and other expenses. Core expenses exclude expenses from auxiliary enterprises (e.g., bookstores, dormitories), hospitals, and independent operations. For institutions reporting in Full parent/child relationships, core expenses per FTE enrollment amounts will not be allocated to child institutions.

| Calculated value | |
|------------------|------------------|
| | Calculated value |
| FTE enrollment | 15,142 |

The full-time equivalent (FTE) enrollment used in this report is the sum of the institution's FTE undergraduate enrollment and FTE graduate enrollment (as calculated from or reported on the 12-month Enrollment component). FTE is estimated using 12-month instructional activity (credit and/or clock hours). All doctor's degree students are reported as graduate students.

Edit Report

Finance

| Source | Description | Severity | Resolved | Options |
|--|--|--------------|----------|---------|
| Screen: Statement of net position (1) | | | | |
| Screen Entry | The value of this field is expected to be greater than zero. Please correct your data or explain. (Error #5148) | Explanation | Yes | |
| Reason | The negative unrestricted net position amount is a result of the journal entries required by GASB 68 and GASB 75. | | | |
| Screen: Revenues Part 3 | | | | |
| Screen Entry | The amount of additions to permanent endowments reported in Part B (line 22) should not be zero or blank. Please confirm that the data reported are correct. (Error #5231) | Confirmation | Yes | |
| Related Screens | Revenues Part 3 | | | |
| Screen: Pension Information | | | | |
| Screen Entry | The amount reported is outside the expected range of between 162,355 and 337,197 when compared with the prior year value. Please correct your data or explain. (Error #5301) | Explanation | Yes | |
| Reason | Line 3: The amount for deferred inflows related to pension is the result of journal entries required by GASB 68. | | | |
| Screen: OPEB Information | | | | |
| Screen Entry | The amount reported is outside the expected range of between 514,753 and 1,069,101 when compared with the prior year value. Please correct your data or explain. (Error #5301) | Explanation | Yes | |
| Reason | Lines 05 and 06: The amounts for OPEB expense and Net OPEB liability are the result of journal entries recorded as required by GASB 75. | | | |
| Screen Entry | The amount reported for Net OPEB liability (Part M-2 - line 06) is not expected to be greater than the amount of Net Pension liability (Part M-1 - line 02). Please explain or contact the IPEDS Help Desk for assistance. (Error #5820) | Explanation | Yes | |
| Reason | Lines 05 and 06: The amounts for OPEB expense and Net OPEB liability are the result of journal entries recorded as required by GASB 75. | | | |
| Screen: Financial Health | | | | |
| Screen Entry | The amount reported is outside the expected range of between 27,277,125 and 81,831,373 when compared with the prior year value. Please correct your data or explain. (Error #5301) | Explanation | Yes | |
| Reason | Line 03: The change in net position is 95,465,425. | | | |
| Screen Entry | The amount reported is outside the expected range of between 60,000 and 180,000 when compared with the prior year value. Please correct your data or explain. (Error #5301) | Explanation | Yes | |
| Reason | The college did not have plant-related debt as of 6/30/21. | | | |