

# IPEDS 2021-22 Data Collection System

IPEDS HELP DESK (877) 225-2568 | [ipedshelp@rti.org](mailto:ipedshelp@rti.org)  
OMB NO. 1850-0582 v.27 : Approval Expires 8/31/2022  
User ID: P1998561

## 12-month Enrollment 2021-22

Institution: Wake Technical Community College (199856)

User ID: P1998561

### Overview

#### 12-month Enrollment Overview

The 12-month Enrollment component collects unduplicated student enrollment counts and instructional activity data for an entire 12-month period. Using the instructional activity data reported, a full-time equivalent (FTE) student enrollment at the undergraduate and graduate level is estimated (4-year institutions only). Institutions with Doctor's - professional practice students will also report the FTE enrollment of those students (4-year institutions only). NCES uses the FTE enrollment to produce indicators such as expenses by function per FTE as reported in the IPEDS Data Feedback Report.

#### Data Reporting Reminder:

- All institutions must use the July 1 - June 30 reporting period.
- Report data to accurately reflect the time period corresponding with the IPEDS survey component, even if such reporting is seemingly inconsistent with prior-year reporting. For example, if a summer term began later than usual due to Coronavirus Pandemic postponements, continue to report using the timeframes as defined in the IPEDS instructions. NCES expects that some data reported during the 2021-22 data collection year will vary from established prior trends due to the impacts of Coronavirus Pandemic. If an error edit is triggered even when submitting accurate data, please indicate in the corresponding context box or verbally to the Help Desk that the seemingly inconsistent data are accurate and reflect the effects of Coronavirus Pandemic.

#### Changes to reporting for 2021-22:

- New FAQ has been added to clarify reporting of degree/certificate-seeking undergraduates across EF, E12, and OM survey components.
- Edited FAQs to clarify student enrollment statuses (e.g., full-time/part-time) are typically not determined by summer term enrollment, but rather determined at their first full term of enrollment (i.e., fall or spring).

#### Resources:

- To download the survey materials for this component: [Survey Materials](#)
- To access your prior year data submission for this component: [Reported Data](#)

If you have questions about completing this survey, please contact the IPEDS Help Desk at 1-877-225-2568.


Institution: Wake Technical Community College (199856)

## Undergraduate Instructional Activity Type

### Which instructional activity units will you use to report undergraduate instructional activity?

- Undergraduate instructional activity data in Part B may be reported in units of clock hours or credit hours.
- Please note that any graduate level instructional activity must be reported in credit hours. (4-year institutions only)

- Clock hours
- Credit hours
- Both clock and credit hours (some undergraduate programs measured in clock hours and some measured in credit hours)

 You may use the box below to provide additional context for the data you have reported above. Context notes will be posted on the College Navigator website. Therefore, you should write all context notes using proper grammar (e.g., complete sentences with punctuation) and common language that can be easily understood by students and parents (e.g., spell out acronyms).

Institution: Wake Technical Community College (199856)

User ID: P1998561

## Part A - Unduplicated Count for Full-time Undergraduate Students

12-month Unduplicated Count by Race/Ethnicity and Gender - Full-time Undergraduate Students

July 1, 2020 – June 30, 2021

## Reporting Reminders:

- The 12-month unduplicated count must be equal or greater than the corresponding prior year fall enrollment.
- Report Hispanic/Latino individuals of any race as Hispanic/Latino
- Report race for non-Hispanic/Latino individuals only
- Even though Teacher Preparation certificate programs may require a bachelor's degree for admission, they are considered subbaccalaureate undergraduate programs, and students in these programs are undergraduate students.

## Men

Students enrolled for <u>credit</u>	Degree/certificate-seeking			Total degree/certificate-seeking	Non-degree/ non-certificate-seeking	Total, Full-time undergraduate students
	First-time	Non-first-time				
		Transfer-in	Continuing/Returning			
<u>Nonresident alien</u>	30	16	90	136	4	140
<u>Hispanic/Latino</u>	211	57	323	591	15	606
<u>American Indian or Alaska Native</u>	1	4	14	19	1	20
<u>Asian</u>	76	28	137	241	29	270
<u>Black or African American</u>	207	90	379	676	17	693
<u>Native Hawaiian or Other Pacific Islander</u>	2	1	6	9	0	9
<u>White</u>	710	323	1,420	2,453	89	2,542
Two or more races	46	22	77	145	3	148
<u>Race and ethnicity unknown</u>	51	16	86	153	10	163
<b>Total men</b>	<b>1,334</b>	<b>557</b>	<b>2,532</b>	<b>4,423</b>	<b>168</b>	<b>4,591</b>
Total men prior year	1,630	668	2,483	4,781	127	4,908

## Women

Students enrolled for <u>credit</u>	Degree/certificate-seeking			Total degree/certificate-seeking	Non-degree/ non-certificate-seeking	Total, Full-time undergraduate students
	First-time	Non-first-time				
		Transfer-in	Continuing/Returning			
<u>Nonresident alien</u>	23	15	133	171	7	178
<u>Hispanic/Latino</u>	231	54	411	696	40	736
<u>American Indian or Alaska Native</u>	6	1	13	20	1	21
<u>Asian</u>	68	29	145	242	42	284
<u>Black or African American</u>	282	159	590	1,031	62	1,093
<u>Native Hawaiian or Other Pacific Islander</u>	4	0	5	9	0	9
<u>White</u>	607	339	1,180	2,126	151	2,277
Two or more races	51	32	92	175	7	182
<u>Race and ethnicity unknown</u>	40	22	93	155	13	168
<b>Total women</b>	<b>1,312</b>	<b>651</b>	<b>2,662</b>	<b>4,625</b>	<b>323</b>	<b>4,948</b>
Total women prior year	1,426	792	2,578	4,796	232	5,028

<b>Grand total (2020-21)</b>	<b>2,646</b>	<b>1,208</b>	<b>5,194</b>	<b>9,048</b>	<b>491</b>	<b>9,539</b>
Prior year data:						

Grand total (men+women) prior year	3,056	1,460	5,061	9,577	359	9,936
Total Full-time undergraduate enrollment Fall 2020 <i>NOTE: Grand total (2020-21) calculated above is expected to be greater than total Full-time undergraduate enrollment Fall 2020.</i>	1,700	775	4,167	6,642	302	6,944

Institution: Wake Technical Community College (199856)

User ID: P1998561

## Part A - Unduplicated Count for Part-time Undergraduate Students

12-month Unduplicated Count by Race/Ethnicity and Gender - Part-time Undergraduate Students

July 1, 2020 – June 30, 2021

## Reporting Reminders:

- The 12-month unduplicated count must be equal or greater than the corresponding prior year fall enrollment.
- Report Hispanic/Latino individuals of any race as Hispanic/Latino
- Report race for non-Hispanic/Latino individuals only
- Even though Teacher Preparation certificate programs may require a bachelor's degree for admission, they are considered subbaccalaureate undergraduate programs, and students in these programs are undergraduate students.

## Men

Students enrolled for <u>credit</u>	Degree/certificate-seeking			Total degree/certificate-seeking	Non-degree/ non-certificate-seeking	Total, Part-time undergraduate students
	First-time	Non-first-time				
		Transfer-in	Continuing/Returning			
<u>Nonresident alien</u>	13	5	69	87	16	103
<u>Hispanic/Latino</u>	220	88	558	866	141	1,007
<u>American Indian or Alaska Native</u>	8	0	16	24	15	39
<u>Asian</u>	55	31	196	282	206	488
<u>Black or African American</u>	361	161	858	1,380	197	1,577
<u>Native Hawaiian or Other Pacific Islander</u>	1	0	4	5	4	9
<u>White</u>	675	434	2,400	3,509	1,095	4,604
Two or more races	48	23	157	228	34	262
<u>Race and ethnicity unknown</u>	44	38	146	228	69	297
<b>Total men</b>	<b>1,425</b>	<b>780</b>	<b>4,404</b>	<b>6,609</b>	<b>1,777</b>	<b>8,386</b>
Total men prior year	1,513	849	4,438	6,800	1,423	8,223

## Women

Students enrolled for <u>credit</u>	Degree/certificate-seeking			Total degree/certificate-seeking	Non-degree/ non-certificate-seeking	Total, Part-time undergraduate students
	First-time	Non-first-time				
		Transfer-in	Continuing/Returning			
<u>Nonresident alien</u>	33	9	132	174	43	217
<u>Hispanic/Latino</u>	266	150	892	1,308	340	1,648
<u>American Indian or Alaska Native</u>	4	7	23	34	21	55
<u>Asian</u>	48	54	272	374	338	712
<u>Black or African American</u>	503	416	1,832	2,751	524	3,275
<u>Native Hawaiian or Other Pacific Islander</u>	3	2	6	11	11	22
<u>White</u>	641	719	2,734	4,094	1,703	5,797
Two or more races	73	51	210	334	59	393
<u>Race and ethnicity unknown</u>	59	44	166	269	143	412
<b>Total women</b>	<b>1,630</b>	<b>1,452</b>	<b>6,267</b>	<b>9,349</b>	<b>3,182</b>	<b>12,531</b>
Total women prior year	1,675	1,393	6,189	9,257	2,709	11,966

<b>Grand total (2020-21)</b>	<b>3,055</b>	<b>2,232</b>	<b>10,671</b>	<b>15,958</b>	<b>4,959</b>	<b>20,917</b>
Prior year data:						

Grand total (men+women) prior year	3,188	2,242	10,627	16,057	4,132	20,189
Total Part-time undergraduate enrollment Fall 2020 <i>NOTE: Grand total (2020-21) calculated above is expected to be greater than total Part-time undergraduate enrollment Fall 2020.</i>	1,682	1,338	8,996	12,016	2,800	14,816

Institution: Wake Technical Community College (199856)


User ID: P1998561

Part A – 12-month Enrollment by Distance Education Status

12-month Unduplicated Count - Distance Education Status

July 1, 2020 – June 30, 2021

	Undergraduate Students	
	Degree/certificate-seeking	Non-degree/non-certificate-seeking
Students <i>enrolled exclusively</i> in <u>distance education courses</u>	18,150	4,649
Students <i>enrolled in at least one but not all</i> distance education courses	5,743	557
Students <i>not enrolled in any</i> distance education courses	1,113	244
<b>Total (from prior part A screens)</b>	<b>25,006</b>	<b>5,450</b>

 You may use the box below to provide additional context for the data you have reported above. Context notes will be posted on the College Navigator website. Therefore, you should write all context notes using proper grammar (e.g., complete sentences with punctuation) and common language that can be easily understood by students and parents (e.g., spell out acronyms).

Institution: Wake Technical Community College (199856)

Part B - Instructional Activity

12-month Instructional Activity

July 1, 2020 - June 30, 2021

Instructional Activity Reporting Reminder:

- Instructional activity is used to calculate an IPEDS FTE based on the institution's reported calendar system.

FTE Reporting Reminder:

- Institutions need not report their own calculations of undergraduate FTE unless IPEDS FTE calculations would be misleading for comparison purposes among all IPEDS reporting institutions.

Instructional Activity

	2020-21 total activity	Prior year data
Undergraduate level:		
<u>Credit hour activity</u>	454,256	464,070


Full-Time Equivalent (FTE) of Students

Calendar system (as reported on the prior year IC Header survey component):	Semester
---	----------

If the IPEDS calculated FTE estimates below are not reasonable, **AND** you have reported the correct instructional activity hours above, enter your best FTE estimate in the "Institution reported FTE" column below and save the page. This option should be used **ONLY** if the calculated estimate is not reasonable for your institution and IPEDS comparisons.

Please provide your best estimate of undergraduate FTE for the 12-month reporting period **only if the calculated FTE estimate below is not reasonable for IPEDS comparison purposes**. Please provide an explanation in the context box if the option is used due to Coronavirus Pandemic.

	Calculated FTE 2020-21	Institution reported FTE 2020-21	Prior year FTE 2019-20
Undergraduate student FTE	15,142	15,142	15,469

 Context notes will be posted on the College Navigator website. Therefore, you should write all context notes using proper grammar (e.g., complete sentences with punctuation) and common language that can be easily understood by students and parents (e.g., spell out acronyms).



Prepared by

**Prepared by**

Reporting Reminders:

- The name of the preparer is being collected so that we can follow up with the appropriate person in the event that there are questions concerning the data.
- The Keyholder will be copied on all email correspondence to other preparers.
- The time it took to prepare this component is being collected so that we can continue to improve our estimate of the reporting burden associated with IPEDS.
- Please include in your estimate the time it took for you to review instructions, query and search data sources, complete and review the component, and submit the data through the Data Collection System.
- Thank you for your assistance.

This survey component was prepared by:

<input type="radio"/>	Keyholder	<input type="radio"/>	SFA Contact	<input type="radio"/>	HR Contact
<input type="radio"/>	Finance Contact	<input type="radio"/>	Academic Library Contact	<input checked="" type="radio"/>	Other

Name:

Email:

How many staff from your institution only were involved in the data collection and reporting process of this survey component?

Number of Staff (including yourself)

How many hours did you and others from your institution only spend on each of the steps below when responding to this survey component?  
*Exclude the hours spent collecting data for state and other reporting purposes.*

Staff member	Collecting Data Needed	Revising Data to Match IPEDS Requirements	Entering Data	Revising and Locking Data
Your office	<input type="text" value="10.00"/> hours	<input type="text" value="7.00"/> hours	<input type="text" value="1.00"/> hours	<input type="text" value="1.00"/> hours
Other offices	<input type="text"/> hours	<input type="text"/> hours	<input type="text"/> hours	<input type="text"/> hours

Institution: Wake Technical Community College (199856)

User ID: P1998561

## Summary screen

### 12-Month Enrollment Component Summary

IPEDS collects important information regarding your institution. All data reported in IPEDS survey components become available in the IPEDS Data Center and appear as aggregated data in various Department of Education reports. Additionally, some of the reported data appears specifically for your institution through the College Navigator website and is included in your institution's Data Feedback Report (DFR). The purpose of this summary is to provide you an opportunity to view some of the data that, when accepted through the IPEDS quality control process, will appear on the College Navigator website and/or your DFR. College Navigator is updated approximately three months after the data collection period closes and Data Feedback Reports will be available through the [Data Center](#) and sent to your institution's CEO in November 2021.

Please review your data for accuracy. If you have questions about the data displayed below after reviewing the data reported on the survey screens, please contact the IPEDS Help Desk at: 1-877-225-2568 or [ipedshelp@rti.org](mailto:ipedshelp@rti.org).

12-Month Unduplicated Headcount and Full-Time Equivalent Students	
Total 12-month undergraduate student unduplicated headcount	30,456
Total full-time equivalent (FTE) student enrollment	15,142
Total full-time equivalent (FTE) undergraduate student enrollment	15,142

Institution: Wake Technical Community College (199856 )

User ID: P1998561

Edit Report

12-month Enrollment

**There are no errors for the selected survey and institution.**