

IPEDS 2020-21 Data Collection System

IPEDS HELP DESK (877) 225-2568 | ipedshelp@rti.org

OMB NO. 1850-0582 v.27 : Approval Expires 8/31/2022

User ID: P1998561

Fall Enrollment 2020-21

Institution: Wake Technical Community College (199856)

User ID: P1998561

Overview

Fall Enrollment Overview

The Fall Enrollment component collects student enrollment counts by level of student, enrollment status, gender and race/ethnicity. In addition, first-time student retention rates and the student-to-faculty ratio are collected. Enrollment by age is required in odd-numbered years, and enrollment by residence of first-time undergraduates is required in even-numbered years.

Institutions operating on a traditional academic year calendar (semester, trimester, quarter, or 4-1-4) report Fall enrollment as of the institution's official fall reporting date or October 15. Institutions operating on a calendar that differs by program or that enrolls students on a continuous basis (referred to as program reporters) report Fall enrollment as students enrolled any time during the period August 1 and October 31.

Data reporting reminders:

- Report data to accurately reflect the time period corresponding with the IPEDS survey component, even if such reporting is seemingly inconsistent with prior-year reporting. For example, if a summer term began later than usual due to Coronavirus Pandemic postponements, continue to report using the timeframes as defined in the IPEDS instructions. NCES expects that some data reported during the 2020-21 data collection year will vary from established prior trends due to the impacts of Coronavirus Pandemic. If an error edit is triggered even when submitting accurate data, please indicate in the corresponding context box or verbally to the Help Desk that the seemingly inconsistent data are accurate and reflect the effects of Coronavirus Pandemic.
- Part B, Enrollment of students by age, is **optional** this year.
- Part C, Residence of first-time degree/certificate-seeking undergraduates, is **required** this year.
- For reporting students studying in consortium agreements, please refer to the Resource page at <https://nces.ed.gov/ipeds/report-your-data/data-tip-sheet-reporting-data-consortium-institutions>.

Changes to reporting for 2020-21:

There are no changes to this survey component.

Resources:

- To download the survey materials for this component: [Survey Materials](#)
- To access your prior year data submission for this component: [Reported Data](#)

If you have questions about completing this survey, please contact the **IPEDS Help Desk at 1-877-225-2568**.

Institution: Wake Technical Community College (199856)

User ID: P1998561

Part Selection

Completion of Part B (Enrollment of Students by Age) is optional this year.

Do you wish to complete Part B this year?

If you select 'Yes', you will be expected to complete the Part B screens.

If you select 'No', you will skip Part B.

- No, I will not complete Part B
- Yes, I will complete Part B

Institution: Wake Technical Community College (199856)

User ID: P1998561

Part A - Fall Enrollment for Full-Time Undergraduate Students

Enrollment as of the institution's official fall reporting date or as of **October 15, 2020**

Full-time Undergraduate Students

Reporting Reminders:

- Report Hispanic/Latino individuals of any race as Hispanic/Latino
- Report race for non-Hispanic/Latino individuals only
- Even though Teacher Preparation certificate programs may require a bachelor's degree for admission, they are considered subbaccalaureate undergraduate programs, and students in these programs are undergraduate students.

Men

Enrolled for <u>credit</u>	<u>Degree/certificate-seeking</u>			Total degree/certificate-seeking	Non-degree/ non-certificate-seeking	Total, <u>Full-time undergraduate</u> students
	<u>First-time</u>	<u>Transfer-in</u> (non-first-time entering)	<u>Continuing/ Returning</u>			
<u>Nonresident alien</u>	16	9	93	118	0	118
<u>Hispanic/Latino</u>	134	37	256	427	11	438
<u>American Indian or Alaska Native</u>	0	2	10	12	1	13
<u>Asian</u>	52	17	111	180	8	188
<u>Black or African American</u>	127	51	277	455	13	468
<u>Native Hawaiian or Other Pacific Islander</u>	0	1	3	4	0	4
<u>White</u>	482	215	1,118	1,815	63	1,878
Two or more races	29	10	59	98	1	99
<u>Race and ethnicity unknown</u>	41	9	73	123	7	130
Total men	881	351	2,000	3,232	104	3,336
Total men prior year	1,106	448	1,965	3,519	105	3,624

Women

Enrolled for <u>credit</u>	<u>Degree/certificate-seeking</u>			Total degree/certificate-seeking	Non-degree/ non-certificate-seeking	Total, <u>Full-time undergraduate</u> students
	<u>First-time</u>	<u>Transfer-in</u> (non-first-time entering)	<u>Continuing/ Returning</u>			
<u>Nonresident alien</u>	12	8	124	144	1	145
<u>Hispanic/Latino</u>	158	29	334	521	35	556
<u>American Indian or Alaska Native</u>	4	1	11	16	0	16
<u>Asian</u>	45	17	118	180	24	204
<u>Black or African American</u>	130	98	450	678	40	718
<u>Native Hawaiian or Other Pacific Islander</u>	4	0	5	9	0	9
<u>White</u>	412	238	968	1,618	84	1,702
Two or more races	29	19	80	128	3	131
<u>Race and ethnicity unknown</u>	25	14	77	116	11	127
Total women	819	424	2,167	3,410	198	3,608
Total women prior year	979	507	2,037	3,523	215	3,738

Grand total (men+women)	1,700	775	4,167	6,642	302	6,944
Grand total (men+women) prior year	2,085	955	4,002	7,042	320	7,362

Institution: Wake Technical Community College (199856)

User ID: P1998561

Part A - Fall Enrollment for Part-time Undergraduate Students

Enrollment as of the institution's official fall reporting date or as of **October 15, 2020**Part-time Undergraduate Students

Reporting Reminders:

- Report Hispanic/Latino individuals of any race as Hispanic/Latino
- Report race for non-Hispanic/Latino individuals only
- Even though Teacher Preparation certificate programs may require a bachelor's degree for admission, they are considered subbaccalaureate undergraduate programs, and students in these programs are undergraduate students.

Men

Enrolled for <u>credit</u>	<u>Degree/certificate-seeking</u>			Total degree/certificate-seeking	Non-degree/ non-certificate-seeking	Total, <u>part-time</u> <u>undergraduate</u> students
	<u>First-time</u>	<u>Transfer-in</u> (non-first-time entering)	<u>Continuing/ Returning</u>			
<u>Nonresident alien</u>	8	1	68	77	6	83
<u>Hispanic/Latino</u>	149	51	468	668	90	758
<u>American Indian or Alaska Native</u>	5	2	15	22	10	32
<u>Asian</u>	37	22	186	245	98	343
<u>Black or African American</u>	194	107	719	1,020	115	1,135
<u>Native Hawaiian or Other Pacific Islander</u>	1	0	4	5	2	7
<u>White</u>	414	283	2,019	2,716	627	3,343
Two or more races	32	20	130	182	10	192
<u>Race and ethnicity unknown</u>	23	25	124	172	35	207
Total men	863	511	3,733	5,107	993	6,100
Total men prior year	919	576	3,716	5,211	921	6,132

Women

Enrolled for <u>credit</u>	<u>Degree/certificate-seeking</u>			Total degree/certificate-seeking	Non-degree/ non-certificate-seeking	Total, <u>part-time</u> <u>undergraduate</u> students
	<u>First-time</u>	<u>Transfer-in</u> (non-first-time entering)	<u>Continuing/ Returning</u>			
<u>Nonresident alien</u>	4	5	113	122	23	145
<u>Hispanic/Latino</u>	137	96	762	995	186	1,181
<u>American Indian or Alaska Native</u>	3	4	20	27	15	42
<u>Asian</u>	31	24	229	284	164	448
<u>Black or African American</u>	233	237	1,497	1,967	322	2,289
<u>Native Hawaiian or Other Pacific Islander</u>	1	1	7	9	8	17
<u>White</u>	345	402	2,308	3,055	978	4,033
Two or more races	40	32	174	246	21	267
<u>Race and ethnicity unknown</u>	25	26	153	204	90	294
Total women	819	827	5,263	6,909	1,807	8,716
Total women prior year	902	953	5,035	6,890	1,619	8,509

Grand total (men+women)	1,682	1,338	8,996	12,016	2,800	14,816
Grand total (men+women) prior year	1,821	1,529	8,751	12,101	2,540	14,641


Institution: Wake Technical Community College (199856)

User ID: P1998561

Part A - Fall Enrollment by Distance Education Status

Enrollment as of the institution's official fall reporting date or as of October 15, 2020

	Undergraduate Students	
	Degree/certificate-seeking	Non-degree/non-certificate-seeking
i Enrolled <i>exclusively</i> in <u>distance education courses</u>	14,383	2,746
Enrolled in <i>at least one</i> but not all distance education courses	3,144	159
<i>Not enrolled</i> in any distance education courses	1,131	197
Total (from prior part A screens)	18,658	3,102

 You may use the box below to provide additional context for the data you have reported above. Context notes will be posted on the College Navigator website. Therefore, you should write all context notes using proper grammar (e.g., complete sentences with punctuation) and common language that can be easily understood by students and parents (e.g., spell out acronyms).

Institution: Wake Technical Community College (199856)

User ID: P1998561

Part A - Fall Enrollment by Distance Education Status

Of those students *exclusively* enrolled in distance education courses, report the number that are:

		Undergraduate Students	
		Degree/certificate-seeking	Non-degree/non-certificate-seeking
Located in	NC	14,258	2,736
Located in the U.S. but not in	NC	120	8
Located in the U.S. but state/jurisdiction unknown		0	0
Located outside the U.S.		3	2
Location unknown/unreported		2	0
Total students exclusively enrolled in distance education (from section above)		14,383	2,746

Institution: Wake Technical Community College (199856)

User ID: P1998561

Part A - Fall Enrollment Summary

Fall Enrollment Summary

Men

Students enrolled for credit	Total full-time students	Total part-time students	Grand total, all students
<u>Nonresident alien</u>	118	83	201
<u>Hispanic/Latino</u>	438	758	1,196
<u>American Indian or Alaska Native</u>	13	32	45
<u>Asian</u>	188	343	531
<u>Black or African American</u>	468	1,135	1,603
<u>Native Hawaiian or Other Pacific Islander</u>	4	7	11
<u>White</u>	1,878	3,343	5,221
Two or more races	99	192	291
<u>Race and ethnicity unknown</u>	130	207	337
Total men	3,336	6,100	9,436

Women

Students enrolled for credit	Total full-time students	Total part-time students	Grand total, all students
<u>Nonresident alien</u>	145	145	290
<u>Hispanic/Latino</u>	556	1,181	1,737
<u>American Indian or Alaska Native</u>	16	42	58
<u>Asian</u>	204	448	652
<u>Black or African American</u>	718	2,289	3,007
<u>Native Hawaiian or Other Pacific Islander</u>	9	17	26
<u>White</u>	1,702	4,033	5,735
Two or more races	131	267	398
<u>Race and ethnicity unknown</u>	127	294	421
Total women	3,608	8,716	12,324

Grand Total (men+women)	6,944	14,816	21,760
--------------------------------	--------------	---------------	---------------

Institution: Wake Technical Community College (199856)

User ID: P1998561

Part B - Fall Enrollment by Age and Gender for Full-time Undergraduate Students

Enrollment as of the institution's **official fall reporting date** or as of **October 15, 2020**NOTE: These data are **optional** this year.

Age	Full-time Undergraduate Students	
	Men	Women
Under 18	88	174
18-19	1,444	1,375
20-21	724	667
22-24	375	371
25-29	324	436
30-34	168	223
35-39	91	137
40-49	91	165
50-64	29	60
65 and over	2	0
Age unknown/unreported	0	0
Total full-time undergraduate students (from part A)	3,336	3,608

Institution: Wake Technical Community College (199856)

User ID: P1998561

Part B - Fall Enrollment by Age and Gender for Part-time Undergraduate Students

Enrollment as of the institution's official fall reporting date or as of October 15, 2020NOTE: These data are **optional** this year.

Age	Part-time Undergraduate Students	
	Men	Women
Under 18	655	1,227
18-19	1,447	1,395
20-21	1,182	1,263
22-24	882	1,165
25-29	788	1,222
30-34	443	782
35-39	250	548
40-49	314	752
50-64	130	349
65 and over	9	13
Age unknown/unreported	0	0
Total part-time undergraduate students (from part A)	6,100	8,716


Institution: Wake Technical Community College (199856)

User ID: P1998561

Part C - Screening Question

Did any of your first-time degree/certificate-seeking undergraduate students (reported in Part A) enroll within 12 months of graduating high school or receiving their GED?

- No, we do not have any first-time students who enrolled within 12 months of their high school graduation.
- Yes, we have first-time students who enrolled within 12 months of their high school graduation.

 You may use the box below to provide additional context for the data you have reported above. Context notes will be posted on the College Navigator website. Therefore, you should write all context notes using proper grammar (e.g., complete sentences with punctuation) and common language that can be easily understood by students and parents (e.g., spell out acronyms).

Institution: Wake Technical Community College (199856)

User ID: P1998561

Part C - Residence of First-time Undergraduates

Enrollment as of the institution's **official fall reporting date** or as of **October 15, 2020**

Enter **at least one** zero, where applicable, to verify that the screen has not been skipped.

State of <u>residence</u> when student was first admitted	FIPS Code	i Total <u>first-time</u> degree/certificate-seeking undergraduates (1)	Of students in column 1, those who enrolled within 12 months of high school graduation or receiving their GED (2)
Alabama	01	<input type="text"/>	<input type="text"/>
Alaska	02	<input type="text"/>	<input type="text"/>
Arizona	04	<input type="text" value="1"/>	<input type="text" value="1"/>
Arkansas	05	<input type="text"/>	<input type="text"/>
California	06	<input type="text" value="3"/>	<input type="text" value="3"/>
Colorado	08	<input type="text"/>	<input type="text"/>
Connecticut	09	<input type="text" value="3"/>	<input type="text" value="2"/>
Delaware	10	<input type="text"/>	<input type="text"/>
District of Columbia	11	<input type="text"/>	<input type="text"/>
Florida	12	<input type="text" value="5"/>	<input type="text" value="4"/>
Georgia	13	<input type="text" value="1"/>	<input type="text" value="1"/>
Hawaii	15	<input type="text"/>	<input type="text"/>
Idaho	16	<input type="text"/>	<input type="text"/>
Illinois	17	<input type="text" value="4"/>	<input type="text" value="3"/>
Indiana	18	<input type="text" value="1"/>	<input type="text" value="1"/>
Iowa	19	<input type="text"/>	<input type="text"/>
Kansas	20	<input type="text"/>	<input type="text"/>
Kentucky	21	<input type="text"/>	<input type="text"/>
Louisiana	22	<input type="text"/>	<input type="text"/>
Maine	23	<input type="text"/>	<input type="text"/>

Institution: Wake Technical Community College (199856)

User ID: P1998561

Part C - Residence of First-time Undergraduates

Enrollment as of the institution's **official fall reporting date** or as of **October 15, 2020**Enter **at least one** zero, where applicable, to verify that the screen has not been skipped.

State of <u>residence</u> when student was first admitted	FIPS Code	Total <u>first-time</u> degree/certificate-seeking undergraduates (1)	Of students in column 1, those who enrolled within 12 months of high school graduation or receiving their GED (2)
Maryland	24	<input type="text" value="1"/>	<input type="text"/>
Massachusetts	25	<input type="text" value="1"/>	<input type="text"/>
Michigan	26	<input type="text" value="2"/>	<input type="text" value="1"/>
Minnesota	27	<input type="text" value="2"/>	<input type="text" value="1"/>
Mississippi	28	<input type="text"/>	<input type="text"/>
Missouri	29	<input type="text"/>	<input type="text"/>
Montana	30	<input type="text"/>	<input type="text"/>
Nebraska	31	<input type="text"/>	<input type="text"/>
Nevada	32	<input type="text"/>	<input type="text"/>
New Hampshire	33	<input type="text" value="1"/>	<input type="text" value="1"/>
New Jersey	34	<input type="text" value="4"/>	<input type="text" value="4"/>
New Mexico	35	<input type="text"/>	<input type="text"/>
New York	36	<input type="text" value="2"/>	<input type="text" value="2"/>
North Carolina	37	<input type="text" value="3,335"/>	<input type="text" value="2,791"/>
North Dakota	38	<input type="text"/>	<input type="text"/>
Ohio	39	<input type="text" value="1"/>	<input type="text" value="1"/>
Oklahoma	40	<input type="text"/>	<input type="text"/>
Oregon	41	<input type="text"/>	<input type="text"/>
Pennsylvania	42	<input type="text" value="2"/>	<input type="text" value="2"/>
Rhode Island	44	<input type="text"/>	<input type="text"/>

Institution: Wake Technical Community College (199856)


User ID: P1998561

Part C - Residence of First-time Undergraduates

Enrollment as of the institution's **official fall reporting date** or as of **October 15, 2020**

Enter **at least one** zero, where applicable, to verify that the screen has not been skipped.

State of <u>residence</u> when student was first admitted	FIPS Code	Total <u>first-time</u> degree/certificate-seeking undergraduates (1)	Of students in column 1, those who enrolled within 12 months of high school graduation or receiving their GED (2)
South Carolina	45	<input type="text" value="1"/>	<input type="text" value="1"/>
South Dakota	46	<input type="text"/>	<input type="text"/>
Tennessee	47	<input type="text"/>	<input type="text"/>
Texas	48	<input type="text" value="4"/>	<input type="text" value="4"/>
Utah	49	<input type="text"/>	<input type="text"/>
Vermont	50	<input type="text"/>	<input type="text"/>
Virginia	51	<input type="text" value="5"/>	<input type="text" value="5"/>
Washington	53	<input type="text"/>	<input type="text"/>
West Virginia	54	<input type="text"/>	<input type="text"/>
Wisconsin	55	<input type="text" value="1"/>	<input type="text"/>
Wyoming	56	<input type="text"/>	<input type="text"/>
<u>State Unknown</u>	57	<input type="text"/>	<input type="text"/>
American Samoa	60	<input type="text"/>	<input type="text"/>
Federated States of Micronesia	64	<input type="text"/>	<input type="text"/>
Guam	66	<input type="text"/>	<input type="text"/>
Marshall Islands	68	<input type="text"/>	<input type="text"/>
Northern Marianas	69	<input type="text"/>	<input type="text"/>
Palau	70	<input type="text"/>	<input type="text"/>
Puerto Rico	72	<input type="text"/>	<input type="text"/>
Virgin Islands	78	<input type="text"/>	<input type="text"/>
Foreign Countries	90	<input type="text" value="2"/>	<input type="text" value="2"/>
Residence unknown/unreported	98	<input type="text" value="0"/>	<input type="text"/>
Total first-time degree/certificate-seeking undergraduates (from Part A)		3,382	2,830

 You may use the box below to provide additional context for the data you have reported above. Context notes will be posted on the College Navigator website. Therefore, you should write all context notes using proper grammar (e.g., complete sentences with punctuation) and common language that can be easily understood by students and parents (e.g., spell out acronyms).

Institution: Wake Technical Community College (199856)

User ID: P1998561

Part D - Total Undergraduate Entering Class

Total Undergraduate Entering Class, Fall 2020

D1	Total full-time, first-time degree/certificate-seeking <u>undergraduates</u> from Part A (GR <u>cohort</u>)	1,700
D2	Total <u>first-time</u> degree/certificate-seeking undergraduates (full-time + part-time) from Part A	3,382
D3	Total <u>transfer-in (non-first-time entering)</u> , degree/certificate-seeking undergraduates (full-time + part-time) from Part A	2,113
D4	Total <u>non-degree/non-certificate-seeking</u> undergraduates (full-time + part-time) from Part A	3,102
D5	Of the total non-degree/non-certificate-seeking undergraduates displayed on line D4, the number that are new to the institution in Fall 2020	1,675
D6	Total <u>entering students</u> at the undergraduate level Note: This is calculated as first-time students (line D2) + students transferring to the institution (line D3) + non-degree/non-certificate-seeking undergraduates entering in Fall 2020 (line D5).	7,170
D7	Percentage of undergraduate entering class represented by your GR <u>cohort</u> (line D1/line D6)	24

Part E - First-Time Student Cohort Retention Rates (Full-time)

Retention Rates - Full-time, First-time Degree/Certificate-Seeking Cohort from Fall 2019

The Fall 2019 cohort is preloaded based on data reported in the prior year Fall Enrollment survey component.

Academic reporters report retention data as of the institution's official fall reporting date or as of October 15. Program reporters determine the cohort with enrollment any time between August 1 and October 31, 2019 and retention based on August 1, 2020.

The retention rate is calculated by the system after clicking "Save" on the screen. Exclusions are subtracted from the original cohort and the resulting adjusted cohort is used for calculating the retention rate.

Retention Data Reporting Reminders:

- Include only **full-time, first-time degree/certificate-seeking** students in this cohort.
- Determine full-time using Fall 2019 attendance status (e.g., if a student was full-time in Fall 2019, report them in the full-time cohort regardless of Fall 2020 status).
- If there are no students to report in the cohort, enter zero. Do not leave the field blank.
- Report in the exclusions box (line E2a) the number of students from the cohort who left the institution for any of the following reasons: died or were totally and permanently disabled; to serve in the armed forces (including those called to active duty); to serve with a foreign aid service of the Federal Government (e.g., Peace Corps); or to serve on official church missions.
- Report in the inclusion box (line E2b) first-time bachelor's-seeking study abroad students who were excluded from the first-time cohort (line E1) but who have re-enrolled at the institution their second year.

FULL-TIME, FIRST-TIME COHORT RETENTION:		Preloaded cohort		Prior year data (Fall 2018 cohort)	
E1	Full-time, first-time Fall 2019 cohort	2,085	<input type="text" value="2,085"/>	i	1,967
E2a	<u>Exclusions</u> from the Fall 2019 cohort		<input type="text" value="1"/>		0
E2b	Inclusions to the Fall 2019 cohort		<input type="text" value="0"/>		0
E3	Adjusted Fall 2019 cohort (line E1 - E2a + E2b)		2,084		1,967
E4	Students from Fall 2019 cohort who are still enrolled + students from Fall 2019 cohort who completed their program as of Fall 2020		<input type="text" value="1,467"/>	i	1,271
E5	Full-time, first-time Fall 2019 cohort retention rate (line E4 / line E3)		70	%	65 %

The notes below provide context for the data you've reported above and **may** be posted on the College Navigator website.

Choose one option that best explains your data or choose "Non-applicable" if you do not wish to provide context notes. If none of the options provided explain your institution's data, then choose "Other" and write your own context notes. Therefore, you should write all context notes using proper grammar (e.g., complete sentences with punctuation) and common language that can be easily understood by students and parents (e.g., spell out acronyms).

Part E - First-Time Student Cohort Retention Rates (Part-time)

Retention Rates - Part-time, First-time Degree/Certificate-Seeking Cohort from Fall 2019

The Fall 2019 cohort is preloaded based on data reported in the prior year Fall Enrollment survey component.

Academic reporters report retention data as of the institution's official fall reporting date or as of October 15. Program reporters determine the cohort with enrollment any time between August 1 and October 31, 2019 and retention based on August 1, 2020.

The retention rate is calculated by the system after clicking "Save" on the screen. Exclusions are subtracted from the original cohort and the resulting adjusted cohort is used for calculating the retention rate.

Retention Data Reporting Reminders:

- Include only **part-time, first-time degree/certificate-seeking** students in this cohort.
- Determine part-time using Fall 2019 attendance status (e.g., if a student was part-time in Fall 2019, report them in the part-time cohort regardless of their Fall 2020 status).
- If there are no students to report in the cohort, enter zero. Do not leave the field blank.
- Report in the exclusions box (line E7a) the number of students from the cohort who left the institution for any of the following reasons: died or were totally and permanently disabled; to serve in the armed forces (including those called to active duty); to serve with a foreign aid service of the Federal Government (e.g., Peace Corps); or to serve on official church missions.
- Report in the inclusion box (line E7b) first-time bachelor's-seeking study abroad students who were excluded from the first-time cohort (line E6) but who have re-enrolled at the institution their second year.

PART-TIME, FIRST-TIME COHORT RETENTION:		Preloaded cohort		Prior year data (Fall 2018 cohort)	
E6	Part-time, first-time Fall 2019 cohort	1,821	<input type="text" value="1,821"/> ⓘ	1,458	
E7a	<u>Exclusions</u> from the Fall 2019 cohort		<input type="text" value="2"/>	0	
E7b	Inclusions to the Fall 2019 cohort		<input type="text" value="0"/>	0	
E8	Adjusted Fall 2019 cohort (line E6 - E7a + E7b)		1,819	1,458	
E9	Students from Fall 2019 cohort who are still enrolled + students from Fall 2019 cohort who completed their program as of Fall 2020		<input type="text" value="926"/> ⓘ	749	
E10	Part-time, first-time Fall 2019 cohort retention rate (line E9 / line E8)		51 %	51 %	

ⓘ The notes below provide context for the data you've reported above and **may** be posted on the College Navigator website.

Choose one option that best explains your data or choose "Non-applicable" if you do not wish to provide context notes. If none of the options provided explain your institution's data, then choose "Other" and write your own context notes. Therefore, you should write all context notes using proper grammar (e.g., complete sentences with punctuation) and common language that can be easily understood by students and parents (e.g., spell out acronyms).

Institution: Wake Technical Community College (199856)

User ID: P1998561

Part F - Student-to-Faculty Ratio

Student-to-Faculty Ratio

Please provide your institution's student-to-faculty ratio (i.e., student-to-instructional staff) for undergraduate programs for Fall 2020. The student-to-faculty ratio and any accompanying context that is provided will be displayed on College Navigator.

Note: Logic in this item is similar to item I-2 from the Common Data Set data collection.

Click [here](#) to use a worksheet to help you determine the student-to-faculty ratio

Student-to-faculty ratio


18

to 1

Student-to-faculty ratio prior year

19

to 1

 You may use the box below to provide additional context for the data you have reported above. Context notes will be posted on the College Navigator website. Therefore, you should write all context notes using proper grammar (e.g., complete sentences with punctuation) and common language that can be easily understood by students and parents (e.g., spell out acronyms).

Institution: Wake Technical Community College (199856)

User ID: P1998561

Prepared by

Reporting Reminders:

- The name of the preparer is being collected so that we can follow up with the appropriate person in the event that there are questions concerning the data.
- The Keyholder will be copied on all email correspondence to other preparers.
- The time it took to prepare this component is being collected so that we can continue to improve our estimate of the reporting burden associated with IPEDS.
- Please include in your estimate the time it took for you to review instructions, query and search data sources, complete and review the component, and submit the data through the Data Collection System.
- Thank you for your assistance.

This survey component was prepared by:			
<input type="radio"/>	Keyholder	<input type="radio"/>	SFA Contact
<input type="radio"/>	Finance Contact	<input type="radio"/>	Academic Library Contact
<input type="radio"/>		<input type="radio"/>	HR Contact
<input type="radio"/>		<input type="radio"/>	Other
Name:	<input type="text" value="Sheila Abercrombie"/>		
Email:	<input type="text" value="sjabercrombie@waketech.edu"/>		

How many staff from your institution only were involved in the data collection and reporting process of this survey component?	
<input type="text" value="1.00"/>	Number of Staff (including yourself)

How many hours did you and others from your institution only spend on each of the steps below when responding to this survey component? <i>Exclude the hours spent collecting data for state and other reporting purposes.</i>				
Staff member	Collecting Data Needed	Revising Data to Match IPEDS Requirements	Entering Data	Revising and Locking Data
Your office	<input type="text" value="20.00"/> hours	<input type="text" value="20.00"/> hours	<input type="text" value="3.00"/> hours	<input type="text" value="1.00"/> hours
Other offices	<input type="text"/> hours	<input type="text"/> hours	<input type="text"/> hours	<input type="text"/> hours

Institution: Wake Technical Community College (199856)

User ID: P1998561

Summary

Fall Enrollment Survey Summary

IPEDS collects important information regarding your institution. All data reported in IPEDS survey components become available in the IPEDS Data Center and appear as aggregated data in various Department of Education reports. Additionally, some of the reported data appears specifically for your institution through the College Navigator website and is included in your institution's Data Feedback Report (DFR). The purpose of this summary is to provide you an opportunity to view some of the data that, when accepted through the IPEDS quality control process, will appear on the College Navigator website and/or your DFR. College Navigator is updated approximately three months after the data collection period closes and Data Feedback Reports will be available through the [Data Center](#) and sent to your institution's CEO in November 2020.

Please review your data for accuracy. If you have questions about the data displayed below after reviewing the data reported on the survey screens, please contact the IPEDS Help Desk at: 1-877-225-2568 or ipedshelp@rti.org.

Less-Than-Four-Year Institutions

Undergraduate Student Enrollment	
Total enrollment	21,760
Transfer-in enrollment	2,113
Student-to-faculty ratio	18 to 1

Undergraduate Student Characteristics	
Percent of undergraduates who are female	57%
Percent of undergraduates who are full-time	32%
Percent of undergraduates by race/ethnicity:	
American Indian or Alaska Native	0%
Asian	5%
Black or African American	21%
Hispanic/Latino	13%
Native Hawaiian or Pacific Islander	0%
White	50%
Two or More Races	3%
Race and ethnicity unknown	3%
Nonresident alien	2%
Percent of first-time degree/certificate seeking students from in state	99%
Percent of first-time degree/certificate seeking students from out-of-state	1%
Percent of first-time degree/certificate seeking students from foreign countries	0%
Percent of first-time degree/certificate seeking students residency unknown	0%

Undergraduate Retention and Graduation Rate Cohort	
First-time, full-time student retention rate	70%
First-time, part-time retention rate	51%
Graduation rate cohort as percent of total entering students	24%

Institution: Wake Technical Community College (199856)

User ID: P1998561

[Edit Report](#)

Fall Enrollment

There are no errors for the selected survey and institution.