

# IPEDS 2020-21 Data Collection System

IPEDS HELP DESK (877) 225-2568 | [ipedshelp@rti.org](mailto:ipedshelp@rti.org)

OMB NO. 1850-0582 v.27 : Approval Expires 8/31/2022

User ID: P1998561

## 12-month Enrollment 2020-21

Institution: Wake Technical Community College (199856)

User ID: P1998561

### Overview

#### 12-month Enrollment Overview

The 12-month Enrollment component collects unduplicated student enrollment counts and instructional activity data for an entire 12-month period. Using the instructional activity data reported, a full-time equivalent (FTE) student enrollment at the undergraduate and graduate level is estimated (4-year institutions only). Institutions with Doctor's - professional practice students will also report the FTE enrollment of those students (4-year institutions only). NCES uses the FTE enrollment to produce indicators such as expenses by function per FTE as reported in the IPEDS Data Feedback Report.

#### Data Reporting Reminder:

- All institutions must use the July 1 - June 30 reporting period.
- Report data to accurately reflect the time period corresponding with the IPEDS survey component, even if such reporting is seemingly inconsistent with prior-year reporting. For example, if a summer term began later than usual due to Coronavirus Pandemic postponements, continue to report using the timeframes as defined in the IPEDS instructions. NCES expects that some data reported during the 2020-21 data collection year will vary from established prior trends due to the impacts of Coronavirus Pandemic. If an error edit is triggered even when submitting accurate data, please indicate in the corresponding context box or verbally to the Help Desk that the seemingly inconsistent data are accurate and reflect the effects of Coronavirus Pandemic.

#### Changes to reporting for 2020-21:

- Unduplicated enrollment counts of undergraduate students are collected by gender, attendance status (full-time, part-time), race/ethnicity, first-time (entering), transfer-in (non-first-time entering), continuing/returning, and degree/certificate-seeking statuses.
- Unduplicated enrollment counts by distance education status are collected.

#### Resources:

- To download the survey materials for this component: [Survey Materials](#)
- To access your prior year data submission for this component: [Reported Data](#)

If you have questions about completing this survey, please contact the IPEDS Help Desk at 1-877-225-2568.

Institution: Wake Technical Community College (199856)

User ID: P1998561

## Undergraduate Instructional Activity Type


### Which instructional activity units will you use to report undergraduate instructional activity?

- Undergraduate instructional activity data in Part B may be reported in units of clock hours or credit hours.
- Please note that any graduate level instructional activity must be reported in credit hours. (4-year institutions only)

Clock hours

Credit hours

Both clock and credit hours (some undergraduate programs measured in clock hours and some measured in credit hours)

 You may use the box below to provide additional context for the data you have reported above. Context notes will be posted on the College Navigator website. Therefore, you should write all context notes using proper grammar (e.g., complete sentences with punctuation) and common language that can be easily understood by students and parents (e.g., spell out acronyms).

Institution: Wake Technical Community College (199856)

User ID: P1998561

## Part A - Unduplicated Count for Full-time Undergraduate Students

12-month Unduplicated Count by Race/Ethnicity and Gender - Full-time Undergraduate Students

July 1, 2019 – June 30, 2020

## Reporting Reminders:

- The 12-month unduplicated count must be equal or greater than the corresponding prior year fall enrollment.
- Report Hispanic/Latino individuals of any race as Hispanic/Latino
- Report race for non-Hispanic/Latino individuals only
- Even though Teacher Preparation certificate programs may require a bachelor's degree for admission, they are considered subbaccalaureate undergraduate programs, and students in these programs are undergraduate students.

## Men

Students enrolled for <u>credit</u>	<u>Degree/certificate-seeking</u>			Total degree/certificate-seeking	Non-degree/non-certificate-seeking	Total, Full-time undergraduate students
	<u>First-time</u>	<u>Transfer-in</u> (non-first-time entering)	<u>Continuing/Returning</u>			
<u>Nonresident alien</u>	58	21	102	181	1	182
<u>Hispanic/Latino</u>	240	66	287	593	14	607
<u>American Indian or Alaska Native</u>	6	4	11	21	0	21
<u>Asian</u>	84	25	154	263	15	278
<u>Black or African American</u>	291	114	361	766	13	779
<u>Native Hawaiian or Other Pacific Islander</u>	1	2	3	6	0	6
<u>White</u>	842	393	1,401	2,636	76	2,712
Two or more races	46	21	80	147	2	149
<u>Race and ethnicity unknown</u>	62	22	84	168	6	174
<b>Total men</b>	<b>1,630</b>	<b>668</b>	<b>2,483</b>	<b>4,781</b>	<b>127</b>	<b>4,908</b>

## Women

Students enrolled for <u>credit</u>	<u>Degree/certificate-seeking</u>			Total degree/certificate-seeking	Non-degree/non-certificate-seeking	Total, Full-time undergraduate students
	<u>First-time</u>	<u>Transfer-in</u> (non-first-time entering)	<u>Continuing/Returning</u>			
<u>Nonresident alien</u>	43	50	122	215	2	217
<u>Hispanic/Latino</u>	238	80	375	693	25	718
<u>American Indian or Alaska Native</u>	10	1	14	25	0	25
<u>Asian</u>	69	20	134	223	18	241
<u>Black or African American</u>	293	212	634	1,139	41	1,180
<u>Native Hawaiian or Other Pacific Islander</u>	3	2	7	12	0	12
<u>White</u>	660	352	1,131	2,143	130	2,273
Two or more races	54	42	90	186	7	193
<u>Race and ethnicity unknown</u>	56	33	71	160	9	169
<b>Total women</b>	<b>1,426</b>	<b>792</b>	<b>2,578</b>	<b>4,796</b>	<b>232</b>	<b>5,028</b>

<b>Grand total (2019-20)</b>	<b>3,056</b>	<b>1,460</b>	<b>5,061</b>	<b>9,577</b>	<b>359</b>	<b>9,936</b>
<b>Prior year data:</b>						
Total Full-time undergraduate enrollment Fall 2019 <i>NOTE: Grand total (2019-20) calculated above is expected to be greater than total Full-time undergraduate enrollment Fall 2019.</i>	2,085	955	4,002	7,042	320	7,362

Institution: Wake Technical Community College (199856)

User ID: P1998561

## Part A - Unduplicated Count for Part-time Undergraduate Students

12-month Unduplicated Count by Race/Ethnicity and Gender - Part-time Undergraduate Students

July 1, 2019 – June 30, 2020

## Reporting Reminders:

- The 12-month unduplicated count must be equal or greater than the corresponding prior year fall enrollment.
- Report Hispanic/Latino individuals of any race as Hispanic/Latino
- Report race for non-Hispanic/Latino individuals only
- Even though Teacher Preparation certificate programs may require a bachelor's degree for admission, they are considered subbaccalaureate undergraduate programs, and students in these programs are undergraduate students.

## Men

Students enrolled for <u>credit</u>	<u>Degree/certificate-seeking</u>			Total degree/certificate-seeking	Non-degree/non-certificate-seeking	Total, Part-time undergraduate students
	<u>First-time</u>	<u>Transfer-in</u> (non-first-time entering)	<u>Continuing/Returning</u>			
<u>Nonresident alien</u>	29	8	87	124	17	141
<u>Hispanic/Latino</u>	250	82	548	880	118	998
<u>American Indian or Alaska Native</u>	5	0	21	26	2	28
<u>Asian</u>	52	31	188	271	105	376
<u>Black or African American</u>	343	178	903	1,424	181	1,605
<u>Native Hawaiian or Other Pacific Islander</u>	3	0	6	9	2	11
<u>White</u>	717	460	2,408	3,585	898	4,483
Two or more races	55	36	142	233	24	257
<u>Race and ethnicity unknown</u>	59	54	135	248	76	324
<b>Total men</b>	<b>1,513</b>	<b>849</b>	<b>4,438</b>	<b>6,800</b>	<b>1,423</b>	<b>8,223</b>

## Women

Students enrolled for <u>credit</u>	<u>Degree/certificate-seeking</u>			Total degree/certificate-seeking	Non-degree/non-certificate-seeking	Total, Part-time undergraduate students
	<u>First-time</u>	<u>Transfer-in</u> (non-first-time entering)	<u>Continuing/Returning</u>			
<u>Nonresident alien</u>	34	15	158	207	23	230
<u>Hispanic/Latino</u>	296	132	847	1,275	254	1,529
<u>American Indian or Alaska Native</u>	6	10	24	40	10	50
<u>Asian</u>	59	63	244	366	226	592
<u>Black or African American</u>	463	418	1,875	2,756	467	3,223
<u>Native Hawaiian or Other Pacific Islander</u>	4	3	9	16	12	28
<u>White</u>	676	649	2,682	4,007	1,537	5,544
Two or more races	65	47	199	311	51	362
<u>Race and ethnicity unknown</u>	72	56	151	279	129	408
<b>Total women</b>	<b>1,675</b>	<b>1,393</b>	<b>6,189</b>	<b>9,257</b>	<b>2,709</b>	<b>11,966</b>

<b>Grand total (2019-20)</b>	<b>3,188</b>	<b>2,242</b>	<b>10,627</b>	<b>16,057</b>	<b>4,132</b>	<b>20,189</b>
<b>Prior year data:</b>						
Total Part-time undergraduate enrollment Fall 2019 <i>NOTE: Grand total (2019-20) calculated above is expected to be greater than total Part-time undergraduate enrollment Fall 2019.</i>	1,821	1,529	8,751	12,101	2,540	14,641

Institution: Wake Technical Community College (199856)


User ID: P1998561

## Part A – 12-month Enrollment by Distance Education Status

**12-month Unduplicated Count - Distance Education Status**

July 1, 2019 – June 30, 2020

	<u>Undergraduate</u> Students	
	<u>Degree/certificate-seeking</u>	Non-degree/non-certificate-seeking
Students <i>enrolled exclusively</i> in <u>distance education courses</u>	7,019	2,360
Students <i>enrolled in at least one but not all</i> distance education courses	10,883	807
Students <i>not enrolled in any</i> distance education courses	7,732	1,324
<b>Total (from prior part A screens)</b>	<b>25,634</b>	<b>4,491</b>

 You may use the box below to provide additional context for the data you have reported above. Context notes will be posted on the College Navigator website. Therefore, you should write all context notes using proper grammar (e.g., complete sentences with punctuation) and common language that can be easily understood by students and parents (e.g., spell out acronyms).

Institution: Wake Technical Community College (199856)

User ID: P1998561

## Part B - Instructional Activity

### 12-month Instructional Activity

July 1, 2019 - June 30, 2020

Instructional Activity Reporting Reminder:

- Instructional activity is used to calculate an IPEDS FTE based on the institution's reported calendar system.


FTE Reporting Reminder:

- Institutions need not report their own calculations of undergraduate FTE unless IPEDS FTE calculations would be misleading for comparison purposes among all IPEDS reporting institutions.

### Instructional Activity

	2019-20 total activity	Prior year data
Undergraduate level:		
<u>Credit hour activity.</u>	464,070	455,192

### Full-Time Equivalent (FTE) of Students

Calendar system (as reported on the prior year IC Header survey component):	Semester		
<p>If the IPEDS <u>calculated</u> FTE estimates below are not reasonable, <b>AND</b> you have reported the correct instructional activity hours above, enter your best FTE estimate in the "Institution reported FTE" column below and save the page. This option should be used <b>ONLY</b> if the calculated estimate is not reasonable for your institution and IPEDS comparisons.</p> <p>Please provide your best estimate of undergraduate FTE for the 12-month reporting period <b>only if the calculated FTE estimate below is not reasonable for IPEDS comparison purposes</b>. Please provide an explanation in the context box if the option is used due to Coronavirus Pandemic.</p>			
	Calculated FTE 2019-20	Institution reported FTE 2019-20	Prior year FTE 2018-19
Undergraduate student FTE	15,469	15,469	15,173
<p> Context notes will be posted on the College Navigator website. Therefore, you should write all context notes using proper grammar (e.g., complete sentences with punctuation) and common language that can be easily understood by students and parents (e.g., spell out acronyms).</p> <div style="border: 1px solid black; height: 60px; width: 100%;"></div>			

Institution: Wake Technical Community College (199856)

User ID: P1998561

## Prepared by

### Prepared by

#### Reporting Reminders:

- The name of the preparer is being collected so that we can follow up with the appropriate person in the event that there are questions concerning the data.
- The Keyholder will be copied on all email correspondence to other preparers.
- The time it took to prepare this component is being collected so that we can continue to improve our estimate of the reporting burden associated with IPEDS.
- Please include in your estimate the time it took for you to review instructions, query and search data sources, complete and review the component, and submit the data through the Data Collection System.
- Thank you for your assistance.

This survey component was prepared by:			
<input type="radio"/>	Keyholder	<input type="radio"/>	SFA Contact
<input type="radio"/>	Finance Contact	<input type="radio"/>	Academic Library Contact
<input type="radio"/>		<input type="radio"/>	HR Contact
<input type="radio"/>		<input checked="" type="radio"/>	Other
Name:	<input type="text" value="Holly Swart"/>		
Email:	<input type="text" value="heswart@waketech.edu"/>		

How many staff from your institution only were involved in the data collection and reporting process of this survey component?	
<input type="text" value="2.00"/>	Number of Staff (including yourself)

How many hours did you and others from your institution only spend on each of the steps below when responding to this survey component? <i>Exclude the hours spent collecting data for state and other reporting purposes.</i>					
Staff member	Collecting Data Needed	Revising Data to Match IPEDS Requirements	Entering Data	Revising and Locking Data	
Your office	<input type="text" value="8.00"/> hours	<input type="text" value="9.00"/> hours	<input type="text" value="1.00"/> hours	<input type="text" value="1.00"/> hours	
Other offices	<input type="text"/> hours	<input type="text"/> hours	<input type="text"/> hours	<input type="text"/> hours	

Institution: Wake Technical Community College (199856)

User ID: P1998561

## Summary screen

### 12-Month Enrollment Component Summary

IPEDS collects important information regarding your institution. All data reported in IPEDS survey components become available in the IPEDS Data Center and appear as aggregated data in various Department of Education reports. Additionally, some of the reported data appears specifically for your institution through the College Navigator website and is included in your institution's Data Feedback Report (DFR). The purpose of this summary is to provide you an opportunity to view some of the data that, when accepted through the IPEDS quality control process, will appear on the College Navigator website and/or your DFR. College Navigator is updated approximately three months after the data collection period closes and Data Feedback Reports will be available through the [Data Center](#) and sent to your institution's CEO in November 2020.

Please review your data for accuracy. If you have questions about the data displayed below after reviewing the data reported on the survey screens, please contact the IPEDS Help Desk at: 1-877-225-2568 or [ipedshelp@rti.org](mailto:ipedshelp@rti.org).

12-Month Unduplicated Headcount and Full-Time Equivalent Students	
Total 12-month undergraduate student unduplicated headcount	30,125
Total full-time equivalent (FTE) student enrollment	15,469
Total full-time equivalent (FTE) undergraduate student enrollment	15,469



Institution: Wake Technical Community College (199856 )

User ID: P1998561

Edit Report

12-month Enrollment

**There are no errors for the selected survey and institution.**